



Luminos RF Classic

Where value meets performance

www.siemens.com/healthcare

SIEMENS

A close-up photograph of a person wearing a white lab coat. The person's hands are visible, holding a pair of blue-rimmed glasses and a grey calculator. The background is a soft, out-of-focus blue. At the top of the page, there is a simple line drawing of a pulse waveform, consisting of a horizontal line, a sharp vertical peak, and a horizontal line extending to the right.

What's good value in fluoroscopy?

That's easy. Luminos RF Classic.

Whether for its handling convenience, outstanding image quality, versatility or reliability, Luminos RF Classic, the new remote-controlled fluoroscopy system from Siemens, is a solid investment. Luminos RF Classic combines quality components and proven technology to offer you excellent performance for the complete range of fluoroscopy applications. A system providing high usability to improve your workflow, diagnostic capabilities and budget planning for years to come – that's Luminos RF Classic, an all-round great value.



Tangible value

An open design, convenient control functions and a workflow concept developed with users in mind – Luminos RF Classic makes a tangible difference in any practice, letting you perform fluoroscopy and radiography examinations with ease and efficiency.

Excellent all-round access

Luminos RF Classic allows excellent patient access from all sides, even from the rear, for added patient comfort and staff convenience.

Coverage in every corner

Convenient 8-way tabletop movement and a large travel range of the image receptor let you easily image a patient from head to toe – without repositioning the patient. Examinations can be conducted quickly, providing relief particularly for patients in pain.

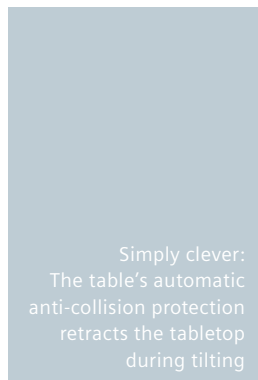
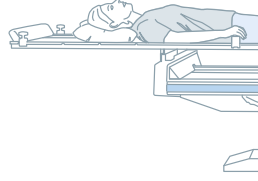
AutoRetrac – collision-free tilting

Extraordinary: The table features an automatic anti-collision protection. The tabletop automatically retracts during table tilt, preventing contact with the floor.

Sturdy and smooth

The system's sturdy table easily supports examinations of large patients. Designed for patient- and user-friendly operation, table positioning, including starts and stops, is remarkably smooth – and highly precise.

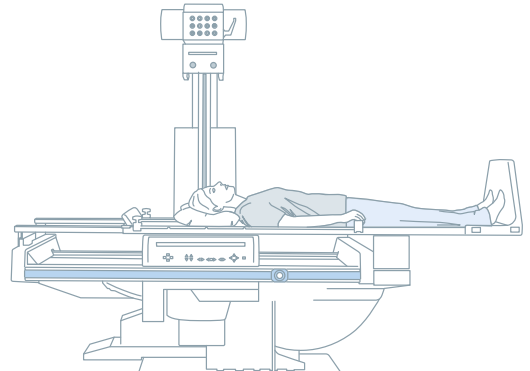
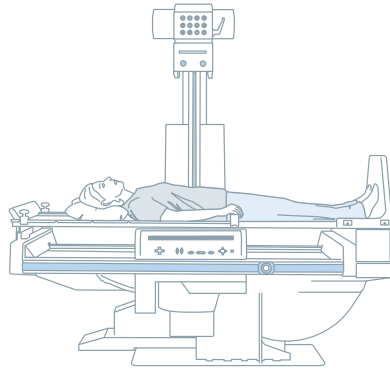
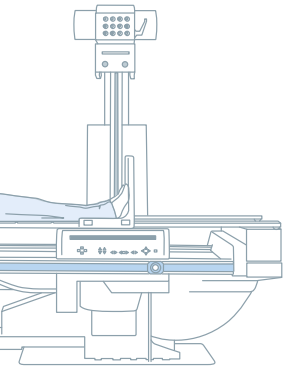
Convenience plus: The 8-way tabletop movement allows complete head-to-toe coverage – without moving the patient



Simply clever: The table's automatic anti-collision protection retracts the tabletop during tilting



Table tilting



Excellent all-round patient access,
even from the back of the table



AutoRetrac: Tabletop
retracts automatically



Tabletop in safe position

Simple and fast operation

Luminos RF Classic incorporates a variety of features that come in handy during the daily clinical routine – for example, an innovative remote control console.

Smart system operation

The newly designed remote control console of Luminos RF Classic is highly compact, intuitive and user-friendly. Clear, easy-to-understand control elements greatly simplify system operation and organ program selection.

Power at your fingertips

Another ergonomic plus: The integrated touch user interface of the control console lets you adjust examination parameters conveniently with a few taps of the finger. Additionally, up to 400 individual organ programs are easily created with the innovative organ program editor.

Single-handed cassette management

Both film-based and CR cassettes ranging from 18 cm x 24 cm to 35 cm x 43 cm are simple to insert. The cassette spotfilm device automatically loads and centers the cassette, including format sensing and automatic format collimation. Remove it at the push of a button. It's that simple and fast.

Serial acquisitions in 2.5 seconds

Truly practical: The system can perform serial acquisitions of up to 4 exposures in 2.5 seconds without the need to exchange cassettes, easily supporting clinical demands for dynamic studies. Convenience also takes the form of a fully automatic cassette spotfilm device.

Tableside controls for easy operation

Comprehensive control elements located directly at the spotfilm device enable easy operation of all crucial system functions right by the patient's side.

Elements of great value


- ✓ Excellent patient access
- ✓ Head-to-toe coverage without patient repositioning
- ✓ Anti-collision with automatic tabletop retraction
- ✓ Simple motorized cassette management
- ✓ Intuitive, user-friendly system operation
- ✓ Touch user interface for easy parameter adjustments



Accommodates and manages cassettes with ease and speed



A real time saver:
The newly designed
intuitive and
user-friendly remote
control console



System control elements and generator
controls are both integrated in one
compact console



Source of clinical images:
Agfa Healthcare NV



Excellent clinical results supporting accurate diagnoses thanks to proven high-quality components



Visible value

Luminos RF Classic also makes a visible difference, particularly in terms of its imaging and dose saving capabilities.

Quality components for accurate diagnoses

With its proven high-quality components, 1k x 1k matrix and high-contrast images, Luminos RF Classic offers you excellent support for making accurate diagnoses:

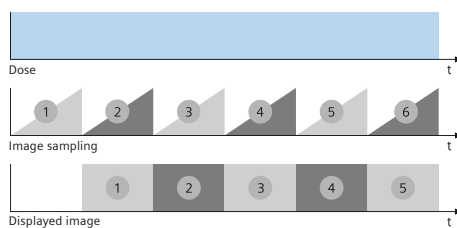
- POLYDOROS high-frequency generator for precise reproducibility and short exposure times
- Proven OPTITOP X-ray tube for output stability and excellent heat storage capacity
- High-contrast imaging with a choice of 23 or 33 cm* SIRECON image intensifier for excellent quantum absorption. A TV system with maintenance-free 1k x 1k image sensor technology featuring a high dynamic range
- 19" display providing excellent contrast, even in bright ambient light conditions

Luminos RF Classic is equipped with a variety of functions designed to keep radiation levels to a minimum, without compromising image quality:

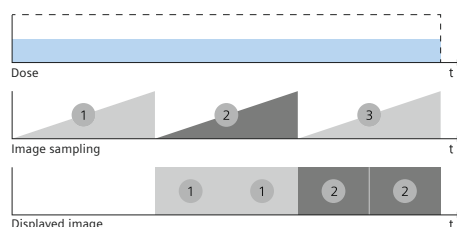
- SUPERVISION*: 50% radiation reduction over continuous fluoroscopy for slow moving organs through integration of two image periods
- CAREMATIC: Automatic exposure technique for consistent results
- Copper prefilters for entrance dose reductions of up to 40%
- Motorized removable grid for further dose reduction, especially during pediatric examinations
- TV camera with last-image-hold (LIH) function to avoid the need for additional radiation

* Option

Standard fluoroscopy



SUPERVISION



Cut radiation in half for slow moving organs by integrating two image periods with SUPERVISION

Elements of great value

- ✓ High-contrast 1k x 1k imaging
- ✓ Last-image-hold function
- ✓ Image intensifier with excellent quantum absorption
- ✓ High X-ray tube output and heat storage capacity
- ✓ Reduced fluoroscopy dose of up to 50%
- ✓ Integrated Cu prefilters for reduced entrance dose
- ✓ Motorized removable grid for pediatric examinations

All-round great value

Reliability, excellent diagnostic imaging, simple handling and quality components, all combined with proven Siemens technology, expertise and service agreements – only some of the ways that Luminos RF Classic provides all-round great value.

Versatility for great throughput

Luminos RF Classic is a true workhorse. The system covers the complete range of fluoroscopy applications, including gastrointestinal examinations, venography and ERCP, along with X-ray exams like skull, skeletal exposures among others.

Elements of great value

- ✓ Covers broad range of fluoroscopy examinations and radiography
- ✓ Modular design allows configuration to match individual needs
- ✓ Can be expanded to support upright examinations
- ✓ Incorporates quality components and proven Siemens technology

Individualize your system

With its modular design, Luminos RF Classic can be adapted to your individual preferences. The system is available in different configurations, including either a 23 cm or a 33 cm* image intensifier, a compression device* and different monitor configurations*. It can also be equipped to perform tomography* examinations.

VERTIX Swing Bucky wall stand

When combined with the VERTIX Swing Bucky wall stand*, Luminos RF Classic can be expanded to support the full spectrum of upright examinations such as chest, spine, legs and more. Its moving grid is suitable for both film- and CR-based exposures.

Coming out on top

Whether you do mostly fluoroscopy or radiography examinations, or both, Luminos RF Classic is a solid investment. With its excellent price-performance ratio, versatile applications range and maximum long-term utilization, the system can help you to quickly recoup your initial costs – thus, coming out well on top over the long run.

* Option



With the small distance from central beam to table edge, extremity examinations are very easy to perform



Projection flexibility:
Free cassette exposures,
bedside examinations, supine
examinations and Bucky wall
stand acquisitions



The information in this document contains general descriptions of the technical options available, and may not always apply in individual cases. The required features should therefore be specified in each individual case at completion of contract.

Siemens reserves the right to modify the design and specifications contained herein without prior notice. Please contact your local Siemens sales representative for the most current information. Original images always lose a certain amount of detail when reproduced.

In the interest of complying with legal requirements concerning the environmental compatibility of our products (protection of natural resources and waste conservation), we recycle certain components.

Using the same extensive quality assurance measures as for factory-new components, we guarantee the quality of these recycled components. This product is not available in the U.S.

Global Business Unit

Siemens AG
Medical Solutions
Angiography, Fluoroscopic and
Radiographic Systems
Siemensstrasse 1
91301 Forchheim
Germany
Phone: +49 9191 18 0
www.siemens.com/healthcare

Global Siemens Headquarters

Siemens AG
Wittelsbacherplatz 2
80333 Muenchen
Germany

Global Siemens Healthcare Headquarters

Authorized representative in accordance with
the Medical Device Directive 93/42/EEC:
Siemens AG
Healthcare Sector
Henkestrasse 127
91052 Erlangen
Germany
Phone: +49 9131 840
www.siemens.com/healthcare

Legal Manufacturer

Siemens Shanghai Medical Equipment Ltd.
(SSME)
278 Zhou Zhu Road
201318 Shanghai, P.R. China

www.siemens.com/healthcare