

WDM

Precision & Vision

M40-1/-1A
Mobilefin

DR

Mobile Digital X-ray Radiography System



WDM 万东

Beijing Wandong Medical Technology Co., Ltd.

Address: Building 3 No.9 Jiuxianqiaodong Road, Chaoyang

District, 100015, Beijing, P.R.China

Tel: +86-10-84575792/3/5/6

Fax: +86-10-84575794

Web: www.wandong.com.cn

E-mail: International@wandong.com.cn

Note: Design and specification subject to change without notice.

Mobilelfin

A smart DR imaging mobile elfin

Wandong mobile DR, every design idea is for better clinical application.

Excellent image quality comparable to stationary DR system.

Outstanding system integration, brings good damping performance, as well as good system stability and durability.

Dedicated design of frame structure and size, suitable for bed side operation in ward.



Suitable for all applications in radiology room, in-patient ward, ICU, operation room, etc.



High output capability comparable to the stationary DR machine.



WiFi large size FPD, high performance and long battery life.




Large capacity of battery pack, for more than 1000 exposures without AC power supply.



Elaborate design of mechanical structure, flexible manipulation.





High Power Perfect Imaging

High power output meets radiography requirement of thick body part

40_{kW}

Max. output

125_{kV}

Max. tube voltage

500_{mA}

Max. tube current

400_{mAs}

Max. mAs

17.68_{Kg}

Self-developed ultra-light monoblock X-ray source

Wireless FPD, High Definition Imaging



Wireless FPD
Convenient for clinical applications



Low dose
High quality quick imaging



Two optional FPD sizes




17" × 17"



14" × 17"

Long battery life better adaptability



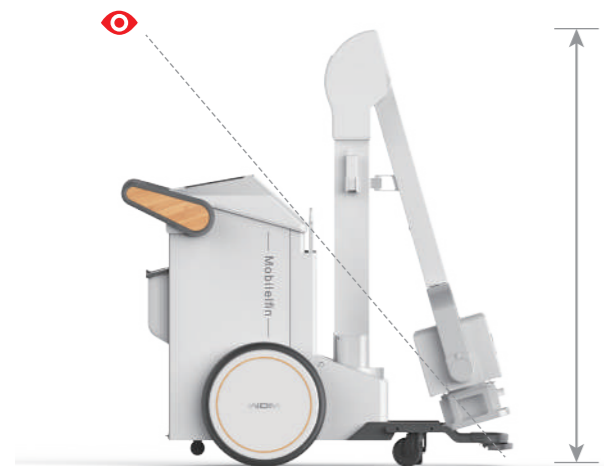
Endurable battery power



Large capacity of battery pack, can afford 1000 times of exposure without AC power supply
Quick charging, to satisfy more customers' requirements
Multi-stage charging to reduce battery capacity attenuation

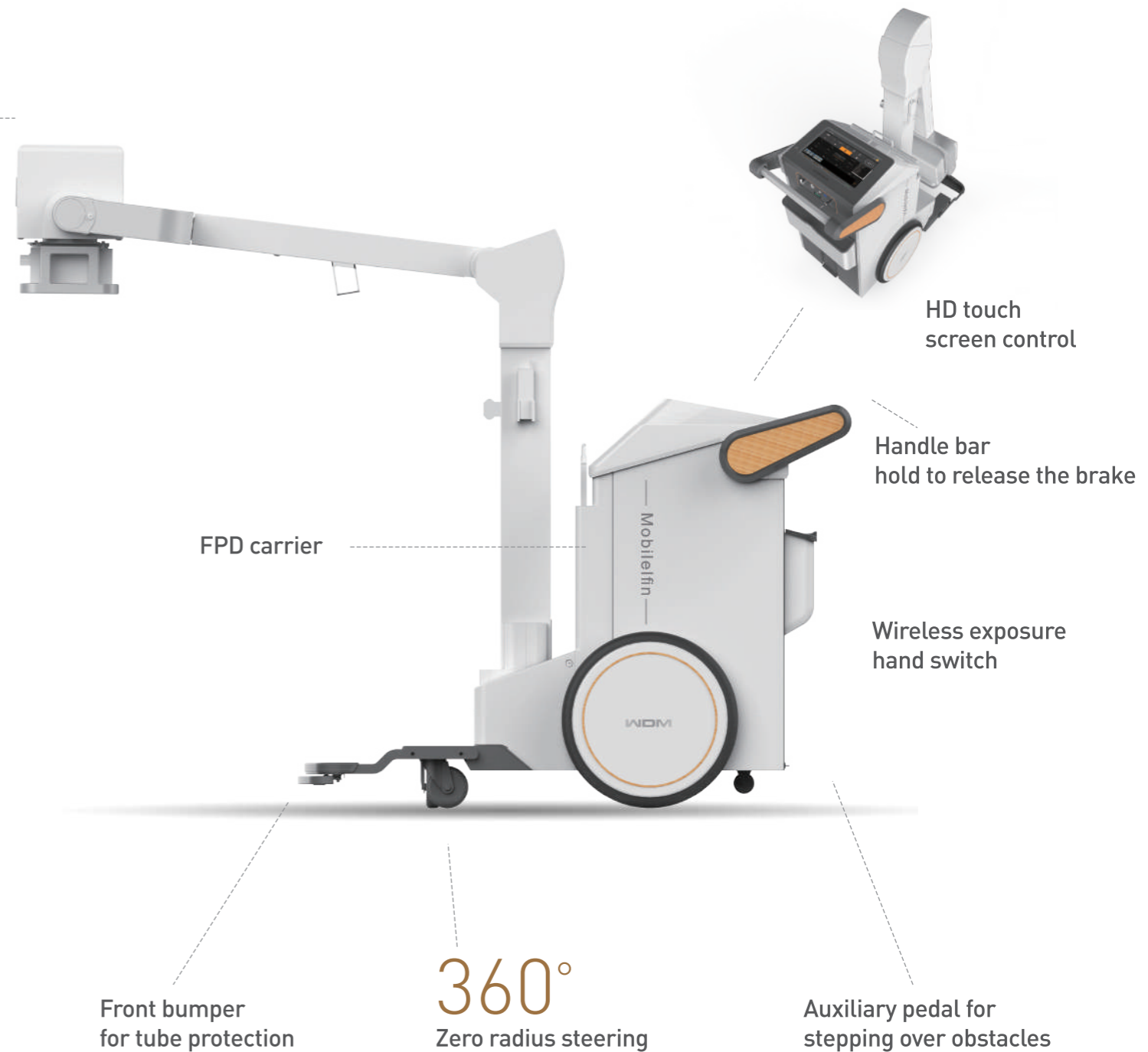
Mobilefin 移动精灵

Dedicated design for clinical demands



1468mm
Excellent driver's vision

20Kg
Max. pulling force



613mm

Excellent accessibility to patient bed



240Kg

Manual moving version
Flexible manipulation
(Optional electric driven version)