

**SIEMENS**



[www.siemens.com/healthcare](http://www.siemens.com/healthcare)

# Multix Select DR

First time. First choice.

Answers for Life.

Many “**first times**” in  
our lives are unforgettable ...



First time on own  
feet ...



First time in school ...



First kiss ...



First time out there,  
alone ...



However,  
some of them can  
end painfully ...



First time riding  
a bike ...



oops ...

If she comes to your department,  
which kind of exam will it be?  
Still a film-based one?  
Or are you thinking about going digital?

When it's **your** first time going digital,  
decide for the **first choice**.

Multix Select DR lets you discover its advantages – filmless, fast,  
flexible – at a price you might not have expected.

Day after day, you will experience superior availability,  
image quality, and dose reduction over a wide range of exams.

Beyond robust design, selected components from  
Siemens' high-end product range make an extra-difference  
(without extra costs).

So if you're planning on taking the digital leap now,  
don't put up with less:

**Multix Select DR**  
**First time. First choice.**



First time digital!





# First time. First choice.

## Congratulations for going digital with Multix Select DR!

For the first time, you will have a day without the hassle of film and cramped archives. For the first time, it will take just 9 seconds to view an image. And for the first time, you have access to an economical high-quality digital system.

Yes, Multix Select DR is the first choice for every day with its intuitive user interface and advanced image processing. It's the first choice for your patients and a wide spectrum of examinations.

And using selected technologies from Siemens' top-of-the-line X-ray products, it simply reflects first choice in every way.



# First time



## First time digital

For the first time, film becomes dispensable – eliminating the manual hassle and use of chemical materials.

The digital era makes image storing and retrieving fast and easy. It also provides great flexibility. Whenever you make a diagnosis and want to get a second opinion, send the image to a colleague – just like a digital photo.

## First time that economical

For the first time, you can get innovative technology engineered by Siemens at an entry level – including proven functions and components from our high-performance X-ray products.

Multix Select DR is truly Siemens in reliability and service. It's the right solution when you appreciate excellent quality at a stunning price – even if you're not a "first timer".

## First time that fast

For the first time, you can see images in 9 seconds instead of minutes – that's image turnaround with Multix Select DR.

You can immediately assess positioning and image quality before you move your patient.

**Digital radiography is fast – resulting in higher patient throughput and reduced costs of ownership.**

### Film

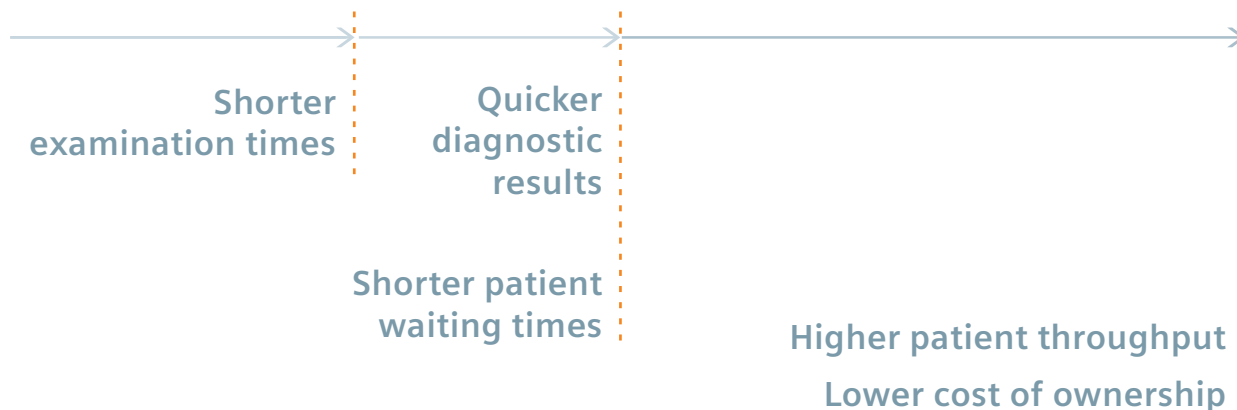
Cassette	Positioning and Exposure	Exchange	Positioning and Exposure	Cassette processing	Film development
17	39	16	44	29	90
<b>235 s</b>					

### CR (Computed Radiography)

Cassette	Positioning and Exposure	Exchange	Positioning and Exposure	Full image
17	39	16	44	60
<b>176 s</b>				

### DR (Digital Radiography)

Detector	Positioning and Exposure	Full image	Positioning and Exposure	Full image
17	39	9	44	9
<b>118 s</b>				



Results may vary. Data on file.

# First choice for every patient







## The full spectrum – for all your patients

Offer your patients the first choice for virtually all radiographic examinations – from skull and pelvis to extremities. Even tall persons up to 190 cm can be examined head-to-toe without repositioning.

All your patients will benefit from the latest technologies, such as the digital flat detector with its excellent image quality. Years of engineering experience make Siemens the partner you can count on for high-quality patient care and enhanced dose management.

## The mobile flat detector – robust design for daily routine

Used in Siemens' top-of-the-line X-ray products, the mobile flat detector has proven its flexibility in thousands of radiology departments all over the world.

With its robust design, you can place it wherever you need it – in the table or on it as well as in the bucky wall stand – ready for image acquisition in portrait or landscape format.

Examine your patients the best-fitting way, with the freedom of choice in your hands: standing, seating, recumbent, or even in wheelchairs. The detector size of 35 x 43 cm provides optimum coverage for both generalized and specialized radiographic exams. For pediatric exams, the grid can be removed to reduce the radiation dose.

The robust flat detector provides comprehensive weight capacity for specific exams.



Multix Select DR features organ-specific image processing tools from our top-notch products. The result: finest bone and soft tissue visualization, sharper contrast, and more detailed images.

## The imaging software – assisting with powerful tools

The intuitive user interface is fast to learn and easy to understand. Identical with our industry-leading radiography systems, it incorporates Siemens' profound workflow expertise.

With a single click, you select the patient name and organ program. The system automatically selects multiple imaging parameters, based on your individual requirements, to speed setup and improve reproducibility.

Image processing is optimized with DiamondView Plus for organ-specific examinations. Advanced tools help you see even the finest bone and soft-tissue details.

In addition, the software includes the latest quality-management tools such as:

- Clinical Assurance Program (CAP) for documentation and statistical analyses of rejected images
- Exposure Index Monitoring (EXI) to assure that the exposure settings used are within appropriate range

Intelligent automation (e.g. auto-cropping of images on the workstation) ensures high image quality with enhanced dose control to assist you with delivering optimal diagnostic results.

## The handling – easy, ergonomic, convenient

Experience ease of use on a new level. For table examinations, the detector can be automatically synchronized with the tube's movement.

Many more details help you save time and prevent tiring. Moving the tube in any direction is easy. To transport the detector, just take the handle and put it wherever you need.

The footswitch on the bottom of the table is designed to be operated intuitively and helps to avoid the risk of unintended release of the electromagnetic tabletop breaks.

# First choice for every day





# First choice in every component





## The technology – based on state-of-the-art engineering

Well-engineered technology smoothly integrates into existing environments – making it easy to reduce your Total Costs of Ownership. Just consider two examples:

- With the generator completely integrated into the patient table, you can use Multix Select DR's great performance, even in small exam rooms. Its small footprint offers you more space to care for your patients.
- Full DICOM compatibility allows seamless integration in your departmental IT landscape, e.g. with existing HIS/RIS systems. From registration to documentation, you can enjoy seamless data flow, data consistency, and workflow efficiency.

## The service – made to protect your investment

A service agreement with Siemens provides optimal system ownership and predictable lifecycle costs. Our Siemens Performance Plans offer you individualized packages that cover exactly your service needs. We prevent incidents whenever possible, which is always better than fixing them. Based on our remote service infrastructure, we can do this even remotely.

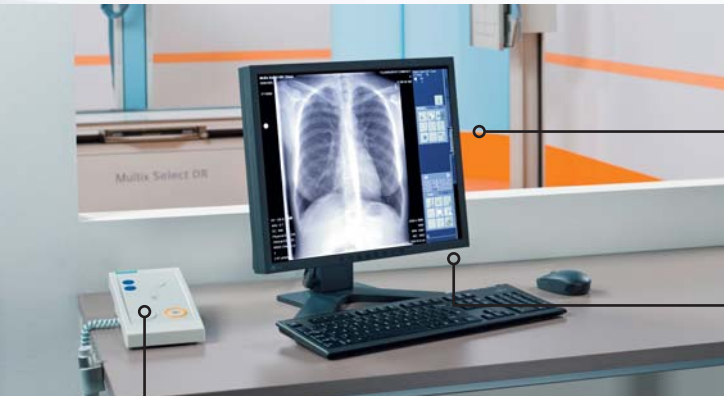
For the Multix Select DR we recommend the offering Siemens Protect Plan. This is a service agreement which includes everything you need to secure your system's availability and performance over the entire life cycle to a very competitive price. Make the most out of your system and secure your financial risk by covering all your needs with a service contract.

It includes...\*

- preventive maintenance and safety updates
- same-day phone support
- on-site service within 48 hours
- original Siemens spare parts to ensure performance and best fit without compromise
- coverage for most expensive spare parts such as tube, detector, monitor, etc.
- remote connection via our remote service platform Siemens Remote Service

\*Subject to the terms and conditions of the local service agreement

Our service agreement Performance Plan PROTECT is first choice at a very competitive price!




**Imaging system** –  
with organ preset programs and  
advanced post-processing tools

**Storage of up to  
10,000 images** –  
without film

**Fully digital workflow** –  
generator and imaging system  
automatically adapt to image  
parameters for every exam

Whether you're just going digital or looking for an additional digital "workhorse" – Multix Select DR fulfills your expectations in every sense.

- ✓ **Robustness** – system design engineered for high throughput
- ✓ **Quality** – Siemens' no-compromise quality approach
- ✓ **Ease of use** – many intelligent features and functions that make life easier
- ✓ **Intuitive handling** – ergonomic user interface inspired by Siemens' high-end products
- ✓ **Productivity** – a fully digital workflow
- ✓ **Patient comfort** – many options to position and examine patients
- ✓ **Room utilization** – space-saving design, e.g. with the generator integrated in the patient table
- ✓ **Imaging excellence** – advanced imaging system and intelligent automation
- ✓ **Reliability** – proven design and individual service solutions from Siemens



**Generator integrated in table** –  
suitable even for small exam rooms

Multix Select DR



For 80 years, Multix products have been first choice for radiographers worldwide. Multix Select DR offers many good reasons to join this community.

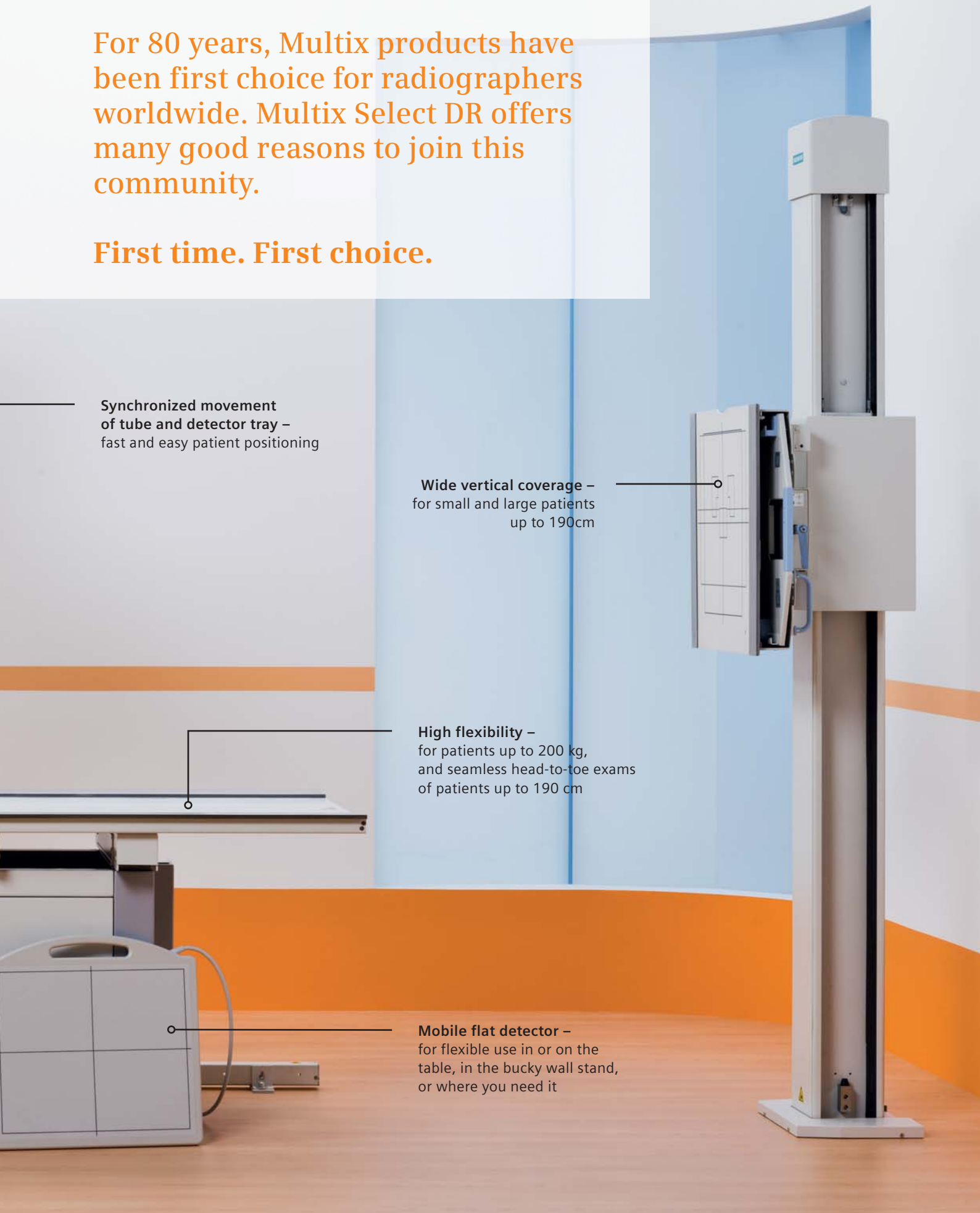
**First time. First choice.**

**Synchronized movement of tube and detector tray – fast and easy patient positioning**

**Wide vertical coverage – for small and large patients up to 190cm**

**High flexibility – for patients up to 200 kg, and seamless head-to-toe exams of patients up to 190 cm**

**Mobile flat detector – for flexible use in or on the table, in the bucky wall stand, or where you need it**



On account of certain regional limitations of sales rights and service availability, we cannot guarantee that all products included in this brochure are available through the Siemens sales organization worldwide. Availability and packaging may vary by country and are subject to change without prior notice. Some/All of the features and products described herein may not be available in the United States or other countries. The information in this document contains general technical descriptions of specifications and options as well as standard and optional features that do not always have to be present in individual cases. Siemens reserves the right to modify the design, packaging, specifications and options described herein without prior notice. Please contact your local Siemens sales representative for the most current information. In the interest of complying with legal requirements concerning the environmental compatibility of our products (protection of natural resources and waste conservation), we recycle certain components. Using the same extensive quality assurance measures as for factory-new components, we guarantee the quality of these recycled components. Note: Any technical data contained in this document may vary within defined tolerances. Original images always lose a certain amount of detail when reproduced. This product is not commercially available in the United States (U.S.A.).

For product accessories see:  
[www.siemens.com/medical-accessories](http://www.siemens.com/medical-accessories)

Order No. A91XP-70002-3C2-7600 |  
Printed in Germany | CC 496 06123. |  
© 06.2012, Siemens AG

#### **Global Siemens Headquarters**

Siemens AG  
Wittelsbacherplatz 2  
80333 Muenchen  
Germany

#### **Global Siemens Healthcare Headquarters**

Siemens AG  
Healthcare Sector  
Henkestrasse 127  
91052 Erlangen  
Germany  
Phone: +49 9131 84-0  
[www.siemens.com/healthcare](http://www.siemens.com/healthcare)

#### **Legal Manufacturer**

Siemens Shanghai  
Medical Equipment Ltd.  
278 Zhou Zhu Road  
201318 Shanghai  
PEOPLE'S REPUBLIC OF CHINA

#### **Global Business Unit**

Siemens AG  
Medical Solutions  
X-Ray Products  
Henkestr. 127  
DE-91052 Erlangen  
Phone: +49 9131 84-0  
[www.siemens.com/healthcare](http://www.siemens.com/healthcare)

#### **EU Authorized Representative**

Siemens AG  
Medical Solutions  
Henkestrasse 127  
91052 Erlangen  
Germany

[www.siemens.com/healthcare](http://www.siemens.com/healthcare)